

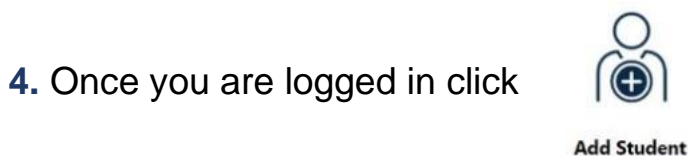
# HOW TO FIND YOUR CHILD'S BUS INFORMATION

To find your child's bus information for September please visit the following website:  
[psbbusing.princeedwardisland.ca](http://psbbusing.princeedwardisland.ca)

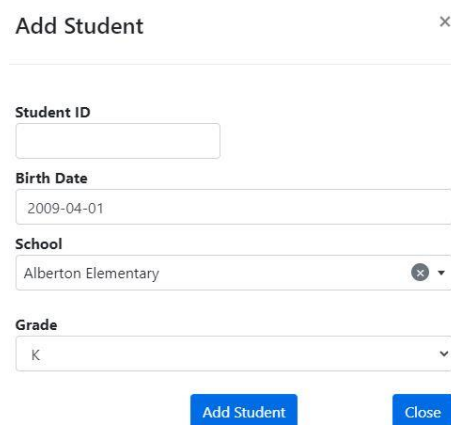


2. If you already have an account created, log in as normal and proceed to Step 4. Otherwise you will need to click [Create Account](#) and enter an email address.

3. Check your email inbox for an email from PSB Busing and follow the instructions to confirm your account and create a password. **Please remember this information for future reference.**




5. You will need to enter in the following information:




The screenshot shows a form titled "Add Student" with a close button (x) in the top right corner. The form contains the following fields:

- Student ID:** An empty text input field.
- Birth Date:** A text input field containing "2009-04-01".
- School:** A dropdown menu with "Alberton Elementary" selected and a close button (x) on the right.
- Grade:** A dropdown menu with "K" selected.

At the bottom of the form are two buttons: "Add Student" and "Close".

6. Next, click on  [Transportation](#) This will display your child's transportation details.

7. If you see information that needs to be changed, added or that you believe is incorrect, please click  on the banner near the bottom of the site and fill in the requested information.

**The Transportation Services department is available to assist even in the summer months.**